





The BYRON 220

SINGLE STOREY

BLOCK WIDTH 13.5m+

LIVING	159.25m ²
GARAGE	38.10m ²
PORCH	8.10m ²
ALFRESCO	15.25m ²
TOTAL AREA	220.70m ²

			
4	2.5	2	2

HOUSE WIDTH 11.51m
HOUSE DEPTH 24.37m

