





The LEXINGTON 236

SINGLE STOREY

BLOCK WIDTH 15m+

LIVING	181.40m ²
GARAGE	37.95m ²
PORCH	4.58m ²
ALFRESCO	12.73m ²
TOTAL AREA	236.66m ²

			
4	2	2	2

HOUSE WIDTH 13.00m
HOUSE DEPTH 20.54m

